

rattan | table

Bali



montaj klavuzu | assembling guide

Siesta
exclusive

www.siestausa.com

www.siesta.com.tr

PLEASE READ BEFORE ASSEMBLY

To protect parts during assembly please place them on a soft surface like soft mat, rug or blanket.

TO CLEAN

- Do use lots of water
- Do hose down
- Do wipe with wet cloth
- Do use mild soaps like Dawn or Windex

DO NOT

- Do NOT use bleach
- Do NOT power wash
- Do NOT pressure wash
- Do NOT use abrasive cleaning agents


- EN** • Please assemble the table on a flat surface.
• The table should only be cleaned using soap, water and a soft cloth.
- FR** • Veuillez assembler la table sur une surface plane.
• Pour nettoyer la table, utilisez un chiffon doux, de l'eau et du savon uniquement.
- DE** • Bitte montieren Sie den Tisch auf einer ebenen Fläche.
• Zur Reinigung des Tisches sind nur Seifenlauge, Wasser und ein weiches Tuch zu verwenden.
- NL** • Monteerde tafel op een egaal oppervlak.
• De tafel mag alleen met water, zeep en een zachte doek worden gereinigd.
- ES** • Monte la mesa sobre una superficie plana.
• La mesa sólo debe limpiarse utilizando jabón, agua y un paño suave.
- IT** • Assemblare ogni componente su una superficie piana.
• Per la pulizia dei componenti del tavolo, utilizzare solo sapone, acqua e un panno pulito.
- PT** • Monte cada peça da mesa numa superfície plana.
• As peças da mesa devem ser limpas apenas com sabão, água e um pano macio.

1



A1



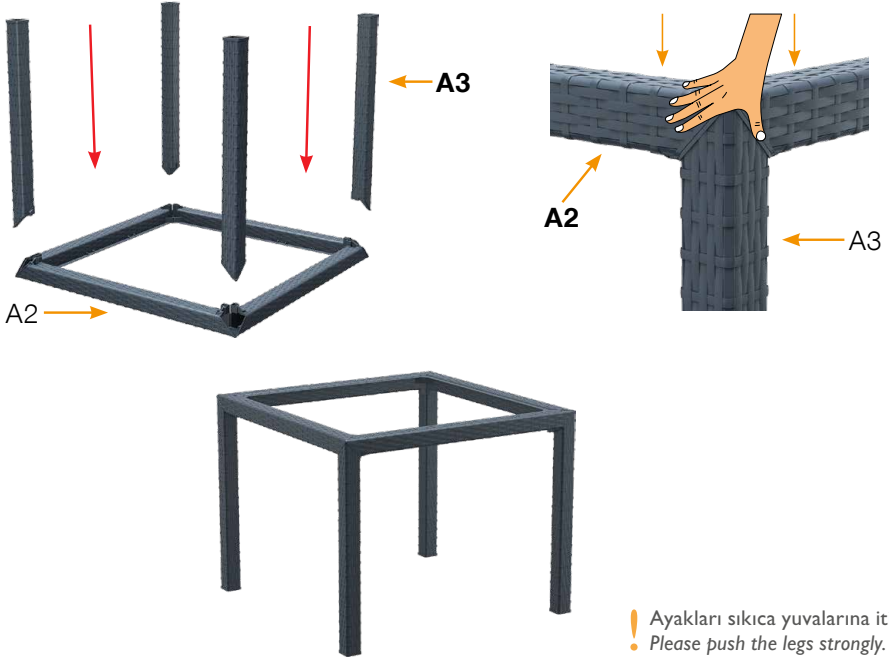
A2



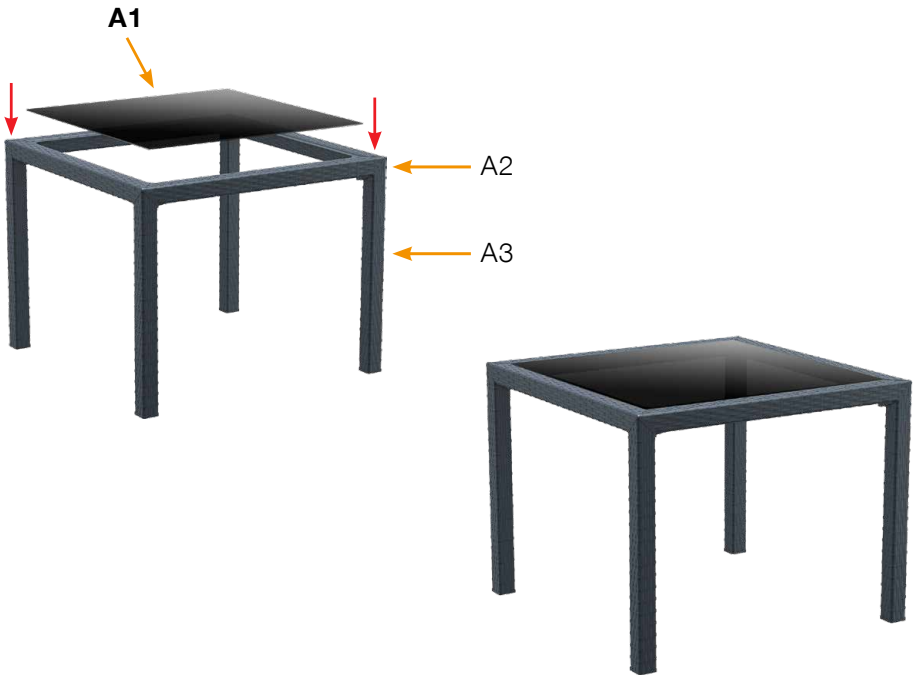
A3



2



3





/SiestaFurniture



İŞİLPLAST PLASTİK SANAYİ VE TİCARET A.Ş.
Ulus Mah. Çatalca Yolu Cad. No:597 Tepecik 34537
Büyükkçekmece - İSTANBUL / TURKEY
Tel: +90 212 861 50 00
Fax: +90 212 861 00 24
export@siesta.com.tr



www.siestausa.com

www.siesta.com.tr

