

PLEASE READ BEFORE ASSEMBLY

To protect parts during assembly
please place them on a soft surface
like soft mat, rug or blanket.

TO CLEAN

- Do use lots of water
- Do hose down
- Do wipe with wet cloth
- Do use mild soaps like Dawn or Windex

DO NOT

- Do NOT use bleach
- Do NOT power wash
- Do NOT pressure wash
- Do NOT use abrasive cleaning agents

- EN** • Please assemble the table on a flat surface.
• The table should only be cleaned using soap,
water and a soft cloth.

- FR** • Veuillez assembler la table sur une surface plane.
• Pour nettoyer la table, utilisez un chiffon doux, de
l'eau et du savon uniquement.

- DE** • Bitte montieren Sie den Tisch auf einer ebenen Fläche.
• Zur Reinigung des Tisches sind nur Seifenlauge,
Wasser und ein weiches Tuch zu verwenden.

- NL** • Monteerde tafel op een egaal oppervlak.
• De tafel mag alleen met water, zeep en een zachte
doek worden gereinigd.

- ES** • Monte la mesa sobre una superficie plana.
• La mesa sólo debe limpiarse utilizando jabón,
agua y un paño suave.

- IT** • Assemblare ogni componente su una superficie piana.
• Per la pulizia dei componenti del tavolo, utilizzare
solo sapone, acqua e un panno pulito.

- PT** • Monte cada peça da mesa numa superfície plana.
• As peças da mesa devem ser limpas apenas com
sabão, água e um pano macio.



100 x 100 cm
100 x 140 cm



/SiestaFurniture



İŞILPLAST PLASTİK SANAYİ VE TİCARET A.Ş.
Ulus Mah. Çatalca Yolu Cad. No:597 Tepecik 34537
Büyükkçekmece - İSTANBUL / TURKEY
Tel: +90 212 861 50 00
Fax: +90 212 861 00 24
export@siesta.com.tr



www.siestausa.com

www.siesta.com.tr



Table

Vegas Bar Table





montaj klavuzu | assembling guide

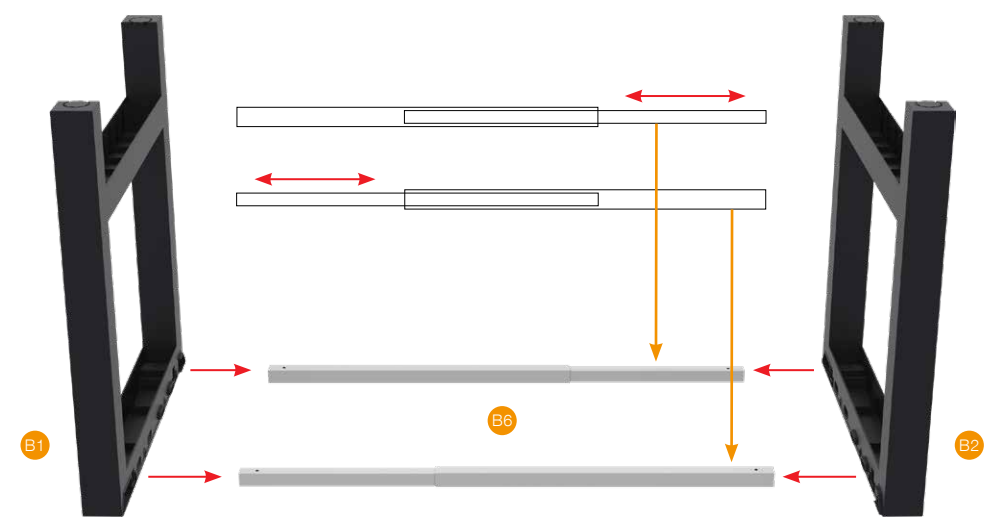
Siesta
exclusive

www.siesta.com.tr

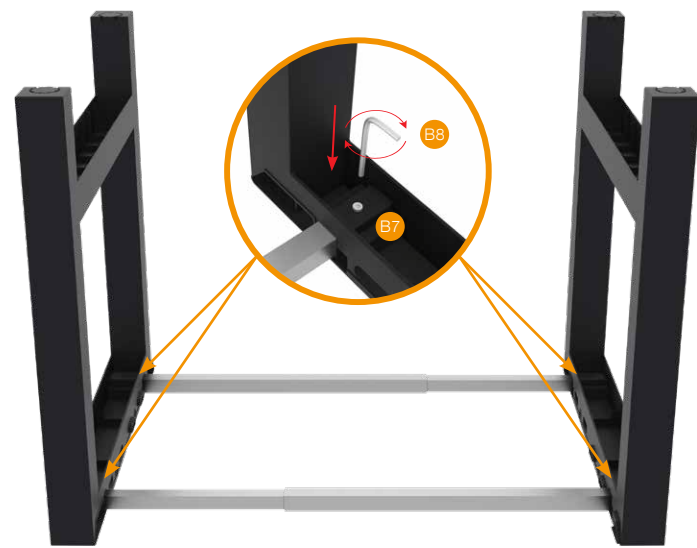
www.siestausa.com



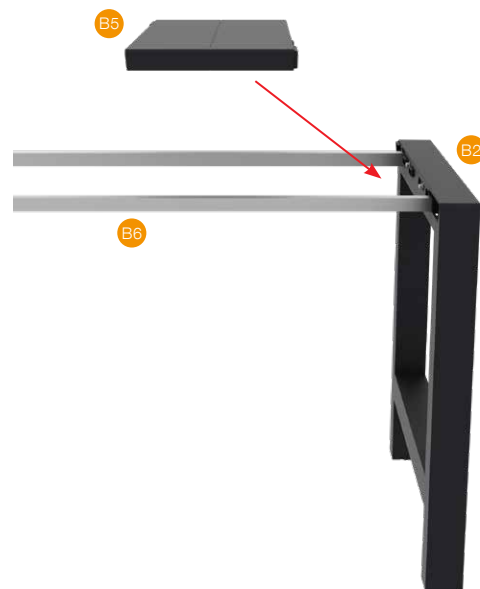
1



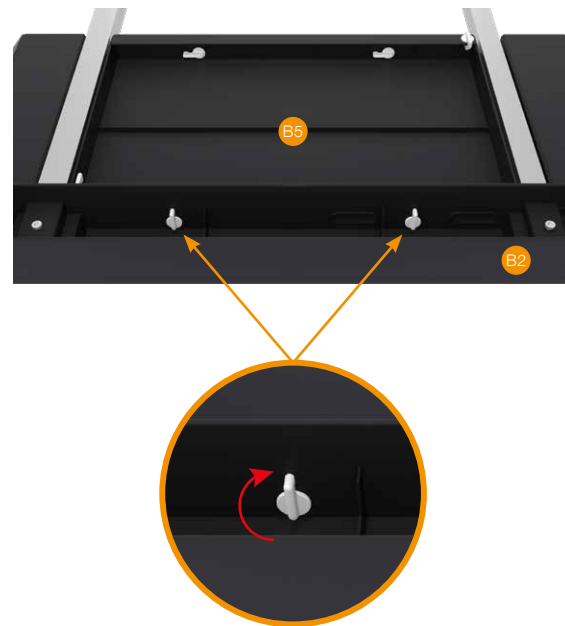
2



3



4



5

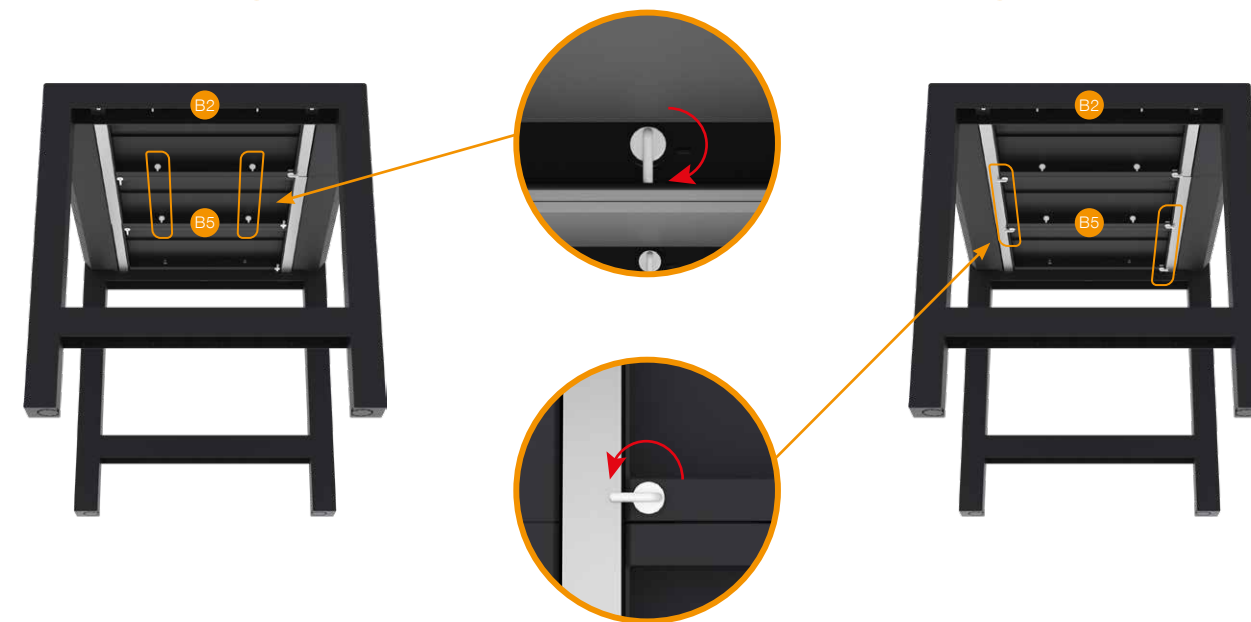


6



8

7



9

10

